



GTB6-F7411V

G6

MINIATURE PHOTOELECTRIC SENSORS

**SICK**  
Sensor Intelligence.



Illustration may differ

**ECOLAB**



### Ordering information

| Type        | Part no. |
|-------------|----------|
| GTB6-F7411V | 1084096  |

Other models and accessories → [www.sick.com/G6](http://www.sick.com/G6)

### Detailed technical data

#### Features

|                                    |                                |
|------------------------------------|--------------------------------|
| <b>Device type</b>                 | Photoelectric sensors          |
| <b>Functional principle</b>        | Photoelectric proximity sensor |
| <b>Functional principle detail</b> | Background suppression         |
| <b>Sensing range max.</b>          | 5 mm ... 250 mm <sup>1)</sup>  |
| <b>Sensing range</b>               | 35 mm ... 140 mm               |
| <b>Polarisation filters</b>        | No                             |
| <b>Emitted beam</b>                |                                |
| Light source                       | PinPoint LED <sup>2)</sup>     |
| Type of light                      | Visible red light              |
| <b>Light spot size (distance)</b>  | Ø 6 mm (100 mm)                |
| <b>Key LED figures</b>             |                                |
| Wave length                        | 650 nm                         |
| <b>Adjustment</b>                  | Mechanical spindle, 5 turns    |
| <b>Special applications</b>        | Hygienic and washdown zones    |

<sup>1)</sup> Object with 90 % reflectance (referred to standard white, DIN 5033).

<sup>2)</sup> Average service life: 100,000 h at T<sub>U</sub> = +25 °C.

## Electrical data

|  |  |
|--|--|
| <b>Supply voltage <math>U_B</math></b> | 10 V DC ... 30 V DC <sup>1)</sup>                      |
| <b>Ripple</b>                          | $\pm 10\%$ <sup>2)</sup>                               |
| <b>Power consumption</b>               | 30 mA <sup>3)</sup>                                    |
| <b>Protection class</b>                | III  |
| <b>Digital output</b>                  |  |
| Type                                   | PNP  |
| Signal voltage PNP HIGH/LOW            | $V_S - (\leq 3\text{ V}) / \text{approx. } 0\text{ V}$ |
| Output current $I_{\text{max}}$        | $\leq 100\text{ mA}$ <sup>4)</sup>                     |
| Response time                          | $< 1.25\text{ ms}$ <sup>5)</sup>                       |
| Switching frequency                    | 500 Hz <sup>6)</sup>                                   |
| <b>Switching mode</b>                  | Light/dark switching                                   |
| <b>Output function</b>                 | Complementary switching output                         |
| <b>Circuit protection</b>              | A <sup>7)</sup><br>B <sup>8)</sup><br>D <sup>9)</sup>  |

<sup>1)</sup> Limit values when operated in short-circuit protected network: max. 8 A.

<sup>2)</sup> May not exceed or fall below  $U_V$  tolerances.

<sup>3)</sup> Without load.

<sup>4)</sup> At  $U_V > 24\text{ V}$ ,  $I_A \text{ max.} = 50\text{ mA}$ .

<sup>5)</sup> Signal transit time with resistive load.

<sup>6)</sup> With light/dark ratio 1:1.

<sup>7)</sup> A =  $V_S$  connections reverse-polarity protected.

<sup>8)</sup> B = inputs and output reverse-polarity protected.

<sup>9)</sup> D = outputs overcurrent and short-circuit protected.

## Mechanical data

|                               |   |
|-------------------------------|---|
| <b>Housing</b>                | Rectangular   |
| <b>Dimensions (W x H x D)</b> | 15 mm x 44 mm x 22 mm                               |
| <b>Connection</b>             | Cable with M12 male connector, 4-pin <sup>1)</sup>  |
| <b>Connection detail</b>      |   |
| Length of cable               | 300 mm  |
| <b>Material</b>               |   |
| Housing                       | Stainless steel, Stainless steel V4A (1.4404, 316L) |
| Front screen                  | Plastic, PMMA                                       |
| Cable                         | PVC   |
| <b>Weight</b>                 | 70 g  |

<sup>1)</sup> Do not bend below 0 °C.

## Ambient data

|                                      |                                 |
|--------------------------------------|---------------------------------|
| <b>Enclosure rating</b>              | IP67<br>IP69K <sup>1)</sup>     |
| <b>Ambient operating temperature</b> | -25 °C ... +55 °C <sup>2)</sup> |

<sup>1)</sup> According to ISO 20653:2013-03.

<sup>2)</sup> Temperature stability following adjustment +/-10 °C.

|                                     |                              |
|-------------------------------------|------------------------------|
| <b>Ambient temperature, storage</b> | -30 °C ... +75 °C            |
| <b>UL File No.</b>                  | NRKH.E348498 & NRKH7.E348498 |

<sup>1)</sup> According to ISO 20653:2013-03.

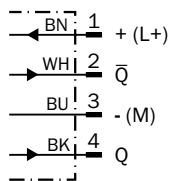
<sup>2)</sup> Temperature stability following adjustment +/-10 °C.

### Classifications

|                       |          |
|-----------------------|----------|
| <b>ECl@ss 5.0</b>     | 27270904 |
| <b>ECl@ss 5.1.4</b>   | 27270904 |
| <b>ECl@ss 6.0</b>     | 27270904 |
| <b>ECl@ss 6.2</b>     | 27270904 |
| <b>ECl@ss 7.0</b>     | 27270904 |
| <b>ECl@ss 8.0</b>     | 27270904 |
| <b>ECl@ss 8.1</b>     | 27270904 |
| <b>ECl@ss 9.0</b>     | 27270904 |
| <b>ECl@ss 10.0</b>    | 27270904 |
| <b>ECl@ss 11.0</b>    | 27270904 |
| <b>ETIM 5.0</b>       | EC002719 |
| <b>ETIM 6.0</b>       | EC002719 |
| <b>ETIM 7.0</b>       | EC002719 |
| <b>ETIM 8.0</b>       | EC002719 |
| <b>UNSPSC 16.0901</b> | 39121528 |

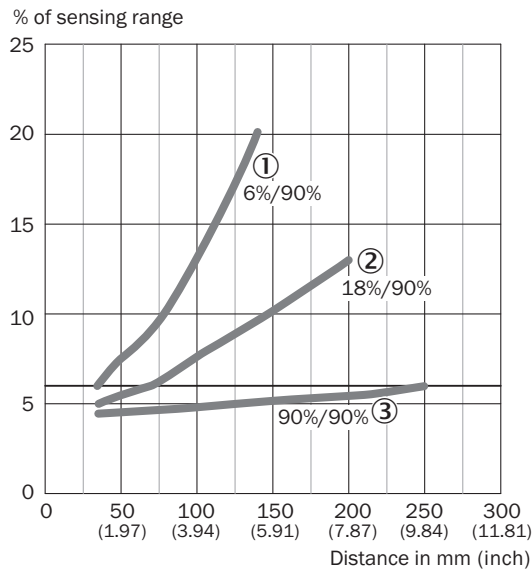
### Connection diagram

Cd-084



### Characteristic curve

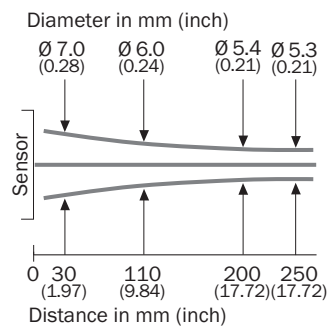
GTB6 Inox, Red, Standard



- ① Sensing range on black, 6% remission
- ② Sensing range on gray, 18% remission
- ③ Sensing range on white, 90% remission

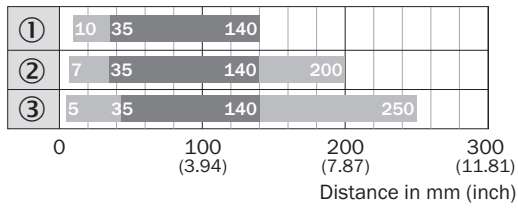
### Light spot size

GTB6 Inox, Red, Standard



### Sensing range diagram

GTB6 Inox, Red, Standard

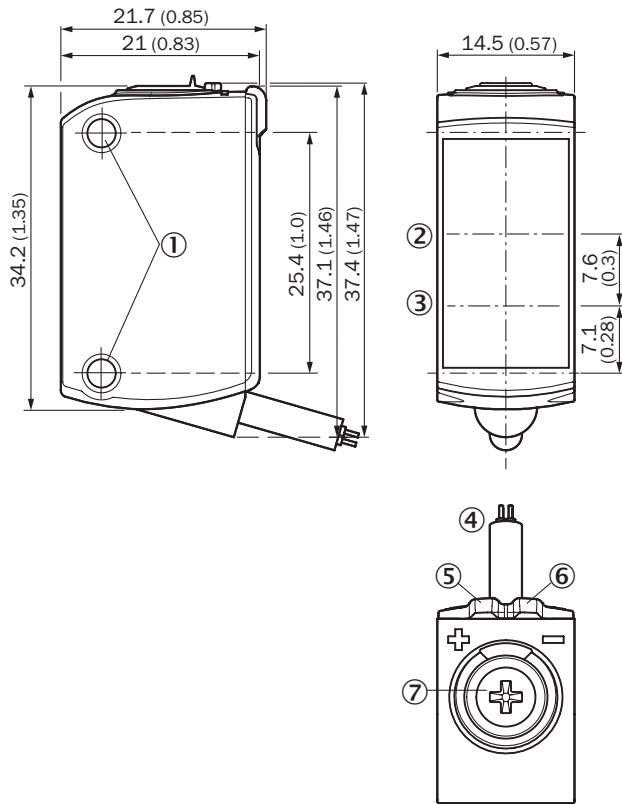


■ Sensing range                      ■ Sensing range max.

- ① Sensing range on black, 6% remission
- ② Sensing range on gray, 18 % remission
- ③ Sensing range on white, 90% remission

### Dimensional drawing (Dimensions in mm (inch))



GTB6, GTE6, GL6, GSE6 Inox, cable (with male connector)



- ① M3 mounting hole
- ② Optical axis, receiver
- ③ Optical axis, sender
- ④ Connection
- ⑤ LED indicator yellow: Status of received light beam
- ⑥ LED indicator green: Supply voltage active
- ⑦ Potentiometer

## Recommended accessories

Other models and accessories → [www.sick.com/G6](http://www.sick.com/G6)

|   | Brief description  | Type            | Part no. |
|---|--|-----------------|----------|
| Mounting brackets and plates  |  |                 |          |
|  | Mounting bracket for wall mounting, stainless steel, mounting hardware included  | BEF-W100-A      | 5311520  |
| Plug connectors and cables  |  |                 |          |
|  | Head A: female connector, M12, 4-pin, straight<br>Head B: Flying leads<br>Cable: Sensor/actuator cable, PVC, unshielded, 5 m<br>This product is generally resistant to chemical cleaning agents (see ECOLAB). Please do not use cleaning agents of any other kind., Not resistant against lactic acid & hydrogen peroxide (H2O2) | DOL-1204-G05MNI | 6052615  |

## SICK AT A GLANCE

SICK is one of the leading manufacturers of intelligent sensors and sensor solutions for industrial applications. A unique range of products and services creates the perfect basis for controlling processes securely and efficiently, protecting individuals from accidents and preventing damage to the environment.

We have extensive experience in a wide range of industries and understand their processes and requirements. With intelligent sensors, we can deliver exactly what our customers need. In application centers in Europe, Asia and North America, system solutions are tested and optimized in accordance with customer specifications. All this makes us a reliable supplier and development partner.

Comprehensive services complete our offering: SICK LifeTime Services provide support throughout the machine life cycle and ensure safety and productivity.

For us, that is “Sensor Intelligence.”

## WORLDWIDE PRESENCE:

Contacts and other locations –[www.sick.com](http://www.sick.com)