



# WTT4SLC-3B0062B04

PowerProx

MULTITASK PHOTOELECTRIC SENSORS

**SICK**  
Sensor Intelligence.



Illustration may differ



### Ordering information

| Type              | Part no. |
|-------------------|----------|
| WTT4SLC-3B0062B04 | 1118244  |

Other models and accessories → [www.sick.com/PowerProx](http://www.sick.com/PowerProx)

### Detailed technical data

#### Features

|  |  |
|--|--|
| <b>Device type</b>                     | Photoelectric sensors                                  |
| <b>Sensor/ detection principle</b>     | Photoelectric proximity sensor, Background suppression |
| <b>Dimensions (W x H x D)</b>          | 12.2 mm x 41.8 mm x 17.3 mm                            |
| <b>Housing design (light emission)</b> | Rectangular  |
| <b>Sensing range max.</b>              | 50 mm ... 1,300 mm <sup>1)</sup>                       |
| <b>Sensing range</b>                   | 100 mm ... 1,300 mm <sup>2)</sup>                      |
| <b>Distance value</b>                  |  |
| Measuring range                        | 90 mm ... 1,300 mm <sup>1)</sup>                       |
| Resolution                             | 1 mm   |
| Repeatability                          | 4,5 mm ... 11 mm <sup>3) 4) 5)</sup>                   |
| Accuracy                               | - 10 mm<br>+ 80 mm                                     |
| Distance value output                  | Via IO-Link  |
| Update rate of the distance value      | 0.8 ms   |
| <b>Type of light</b>                   | Visible red light                                      |
| <b>Light source</b>                    | Laser <sup>6)</sup>                                    |
| <b>Light spot size (distance)</b>      | Ø 4 mm (1,000 mm)                                      |

<sup>1)</sup> Object with 6 ... 90 % remission (based on standard white to DIN 5033).

<sup>2)</sup> Adjustable.

<sup>3)</sup> Equivalent to 1  $\sigma$ .

<sup>4)</sup> See characteristic curves repeatability.

<sup>5)</sup> 6 % ... 90 % remission.

<sup>6)</sup> Average service life: 50,000 h at T<sub>U</sub> = +25 °C.

|                            |  |
|----------------------------|--|
| <b>Wave length</b>         | 658 nm   |
| <b>Laser class</b>         | 1 (IEC 60825-1 / CDRH 21 CFR 1040.10 & 1040.11)                                  |
| <b>Adjustment</b>          | Single teach-in button<br>IO-Link  |
| <b>Pin 2 configuration</b> | External input, Teach-in input, Sender off input, Detection output, logic output |

<sup>1)</sup> Object with 6 ... 90 % remission (based on standard white to DIN 5033).

<sup>2)</sup> Adjustable.

<sup>3)</sup> Equivalent to 1  $\sigma$ .

<sup>4)</sup> See characteristic curves repeatability.

<sup>5)</sup> 6 % ... 90 % remission.

<sup>6)</sup> Average service life: 50,000 h at  $T_U = +25 \text{ }^\circ\text{C}$ .

## Mechanics/electronics

|                                       |   |
|---------------------------------------|---|
| <b>Supply voltage</b>                 | 10 V DC ... 30 V DC <sup>1)</sup>   |
| <b>Ripple</b>                         | < 5 V <sub>pp</sub> <sup>2)</sup>   |
| <b>Current consumption</b>            | 25 mA <sup>3)</sup>   |
| <b>Switching output</b>               | Push-pull: PNP/NPN  |
| <b>Output function</b>                | Factory setting: Pin 2 / white (MF): NPN normally open (light switching), PNP normally closed (dark switching), Pin 4 / black (QL1 / C): NPN normally closed (dark switching), PNP normally open (light switching), IO-Link |
| <b>Switching mode</b>                 | Dark/light switching  |
| <b>Output current I<sub>max</sub></b> | ≤ 50 mA   |
| <b>Response time</b>                  | ≤ 5 ms <sup>4)</sup>  |
| <b>Switching frequency</b>            | 100 Hz <sup>5)</sup>  |
| <b>Input</b>                          | MF <sub>in</sub> = multifunctional input programmable   |
| <b>Connection type</b>                | Cable with M12 male connector, 4-pin, 300 mm  |
| <b>Circuit protection</b>             | A <sup>6)</sup><br>B <sup>7)</sup><br>D <sup>8)</sup>   |
| <b>Protection class</b>               | III   |
| <b>Weight</b>                         | 10 g  |
| <b>Housing material</b>               | Plastic, MABS<br>ABS  |
| <b>Optics material</b>                | Plastic, PMMA   |
| <b>Enclosure rating</b>               | IP67  |
| <b>Ambient operating temperature</b>  | -40 °C ... +50 °C <sup>9)</sup>   |
| <b>Ambient temperature, storage</b>   | -40 °C ... +75 °C   |

<sup>1)</sup> Limit values. Operated in short-circuit protected network: max. 8 A.

<sup>2)</sup> May not exceed or fall below U<sub>v</sub> tolerances.

<sup>3)</sup> Without load.

<sup>4)</sup> Signal transit time with resistive load.

<sup>5)</sup> With light/dark ratio 1:1.

<sup>6)</sup> A = V<sub>S</sub> connections reverse-polarity protected.

<sup>7)</sup> B = output reverse-polarity protected.

<sup>8)</sup> D = outputs overcurrent and short-circuit protected.

<sup>9)</sup> As of T<sub>a</sub> = 45 °C, a max.load current I<sub>max</sub> = 50 mA is permitted.

<sup>10)</sup> Below T<sub>U</sub> = -10 °C a warm-up time is necessary.

|                            |                         |
|----------------------------|-------------------------|
| <b>Warm-up time</b>        | < 10 min <sup>10)</sup> |
| <b>Initialization time</b> | < 300 ms                |
| <b>UL File No.</b>         | E181493                 |

<sup>1)</sup> Limit values. Operated in short-circuit protected network: max. 8 A.

<sup>2)</sup> May not exceed or fall below  $U_V$  tolerances.

<sup>3)</sup> Without load.

<sup>4)</sup> Signal transit time with resistive load.

<sup>5)</sup> With light/dark ratio 1:1.

<sup>6)</sup> A =  $V_S$  connections reverse-polarity protected.

<sup>7)</sup> B = output reverse-polarity protected.

<sup>8)</sup> D = outputs overcurrent and short-circuit protected.

<sup>9)</sup> As of  $T_a = 45\text{ °C}$ , a max.load current  $I_{max} = 50\text{ mA}$  is permitted.

<sup>10)</sup> Below  $T_U = -10\text{ °C}$  a warm-up time is necessary.

### Safety-related parameters

|                                     |           |
|-------------------------------------|-----------|
| <b>MTTF<sub>D</sub></b>             | 256 years |
| <b>DC<sub>avg</sub></b>             | 0 %       |
| <b>T<sub>M</sub> (mission time)</b> | 10 years  |

### Communication interface

|                                       |   |
|---------------------------------------|---|
| <b>Communication interface</b>        | IO-Link V1.1  |
| <b>Communication Interface detail</b> | COM3 (230,4 kBaud)  |
| <b>Cycle time</b>                     | 0.8 ms  |
| <b>Process data length</b>            | 4 Byte  |
| <b>Process data structure</b>         | Bit 0 = switching signal Q <sub>L1</sub><br>Bit 1 = switching signal Q <sub>L2</sub><br>Bit 2 = detection signal Q <sub>int.1</sub><br>Bit 3 = detection signal Q <sub>int.2</sub><br>Bit 4 = detection signal Q <sub>int.3</sub><br>Bit 5 = detection signal Q <sub>int.4</sub><br>Bit 6 = detection signal Q <sub>int.5</sub><br>Bit 7 = detection signal Q <sub>int.6</sub><br>Bit 8 = detection signal Q <sub>int.7</sub><br>Bit 9 = detection signal Q <sub>int.8</sub><br>Bit 10 ... 15 = empty<br>Bit 16 ... 31 = distance value |
| <b>VendorID</b>                       | 26  |
| <b>DeviceID HEX</b>                   | 0x80021D  |
| <b>DeviceID DEC</b>                   | 8389149   |

### Smart Task

|                        |  |
|------------------------|--|
| <b>Smart Task name</b> | Base logics  |
| <b>Logic function</b>  | Direct<br>AND<br>OR<br>WINDOW<br>Hysteresis                                    |
| <b>Timer function</b>  | Deactivated<br>On delay<br>Off delay<br>ON and OFF delay<br>Impulse (one shot) |
| <b>Inverter</b>        | Yes  |

|                         |                                  |                  |
|-------------------------|----------------------------------|------------------|
| <b>Switching signal</b> | Switching signal Q <sub>L1</sub> | Switching output |
|                         | Switching signal Q <sub>L2</sub> | Switching output |

Diagnosis

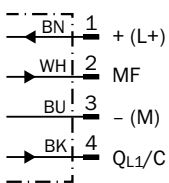
|                               |                 |                     |
|-------------------------------|-----------------|---------------------|
| <b>Device temperature</b>     | Measuring range | -127 °C ... +127 °C |
| <b>Device status</b>          |                 | Yes                 |
| <b>Operating hour counter</b> |                 | Yes                 |

Classifications

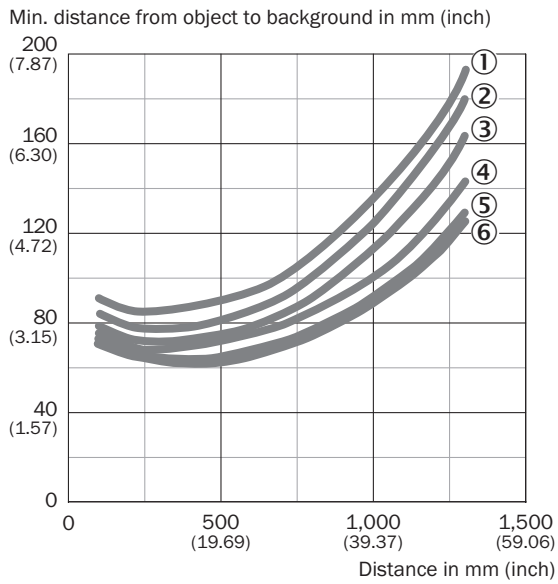
|                       |          |
|-----------------------|----------|
| <b>eCl@ss 5.0</b>     | 27270904 |
| <b>eCl@ss 5.1.4</b>   | 27270904 |
| <b>eCl@ss 6.0</b>     | 27270904 |
| <b>eCl@ss 6.2</b>     | 27270904 |
| <b>eCl@ss 7.0</b>     | 27270904 |
| <b>eCl@ss 8.0</b>     | 27270904 |
| <b>eCl@ss 8.1</b>     | 27270904 |
| <b>eCl@ss 9.0</b>     | 27270904 |
| <b>eCl@ss 10.0</b>    | 27270904 |
| <b>eCl@ss 11.0</b>    | 27270904 |
| <b>eCl@ss 12.0</b>    | 27270903 |
| <b>ETIM 5.0</b>       | EC002719 |
| <b>ETIM 6.0</b>       | EC002719 |
| <b>ETIM 7.0</b>       | EC002719 |
| <b>ETIM 8.0</b>       | EC002719 |
| <b>UNSPSC 16.0901</b> | 39121528 |

Connection diagram

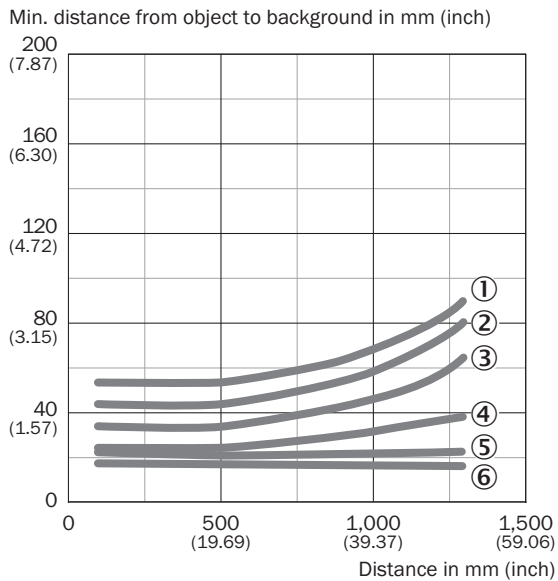
Cd-390



### Characteristic curve

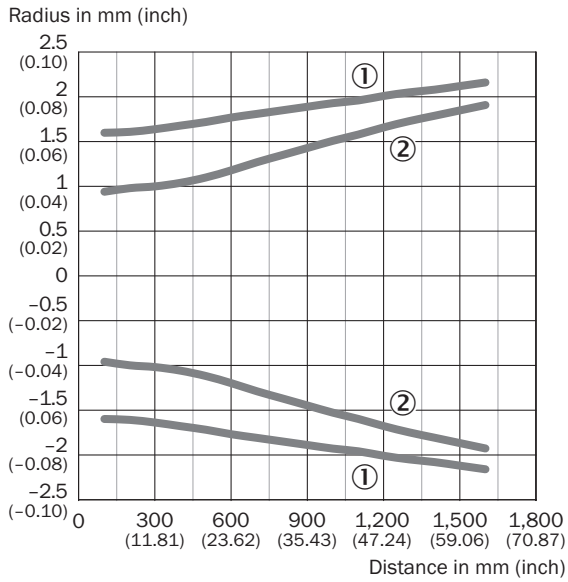


- ① 6 % / 90 % AVG1
- ② 6 % / 90 % AVG2
- ③ 6 % / 90 % AVG4
- ④ 6 % / 90 % AVG8
- ⑤ 6 % / 90 % AVG64
- ⑥ 6 % / 90 % AVG512



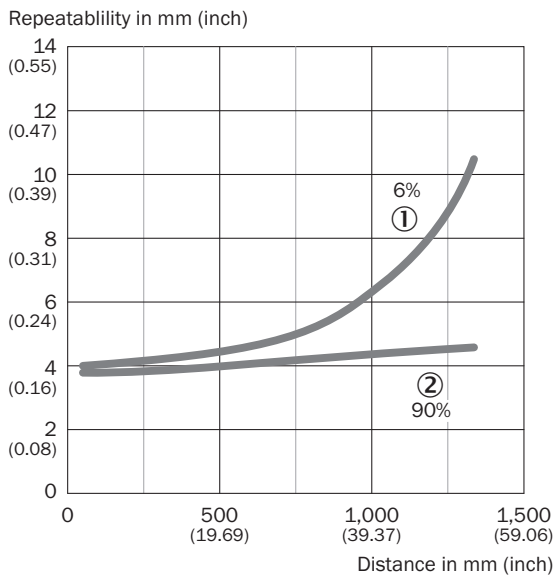
- ① 90 % / 90 % AVG1
- ② 90 % / 90 % AVG2
- ③ 90 % / 90 % AVG4
- ④ 90 % / 90 % AVG8
- ⑤ 90 % / 90 % AVG64
- ⑥ 90 % / 90 % AVG512

### Light spot size



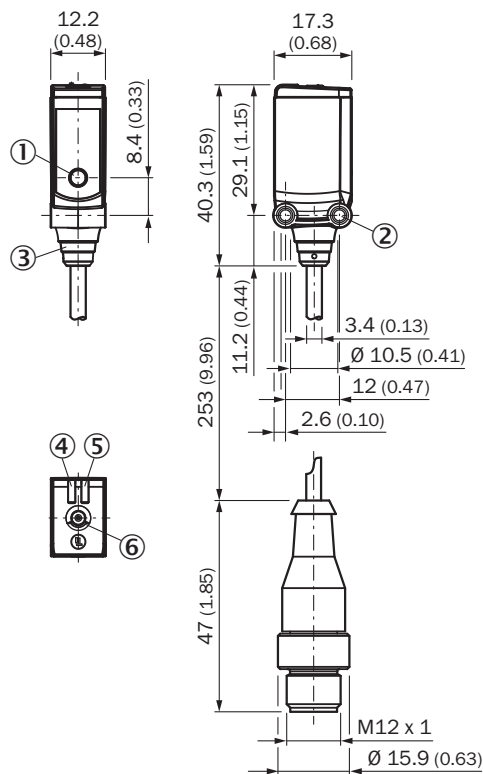
- ① Light spot horizontal
- ② Light spot vertical

### Repeatability



- ① 6 % remission, on black
- ② 90 % remission, on white


### Dimensional drawing (Dimensions in mm (inch))



- ① Center of optical axis
- ② Threaded mounting hole M3
- ③ Connection
- ④ LED indicator green: power
- ⑤ LED indicator yellow: Status of received light beam
- ⑥ Single teach-in button

### Recommended accessories

Other models and accessories → [www.sick.com/PowerProx](http://www.sick.com/PowerProx)

|   | Brief description  | Type         | Part no. |
|---|--|--------------|----------|
| Universal bar clamp systems   |  |              |          |
|  | Plate N08N for universal clamp bracket, Stainless steel 1.4571 (sheet), Stainless steel 1.4408 (clamp), Universal clamp (5322627), mounting hardware | BEF-KHS-N08N | 2051616  |

## SICK AT A GLANCE

SICK is one of the leading manufacturers of intelligent sensors and sensor solutions for industrial applications. A unique range of products and services creates the perfect basis for controlling processes securely and efficiently, protecting individuals from accidents and preventing damage to the environment.

We have extensive experience in a wide range of industries and understand their processes and requirements. With intelligent sensors, we can deliver exactly what our customers need. In application centers in Europe, Asia and North America, system solutions are tested and optimized in accordance with customer specifications. All this makes us a reliable supplier and development partner.

Comprehensive services complete our offering: SICK LifeTime Services provide support throughout the machine life cycle and ensure safety and productivity.

For us, that is “Sensor Intelligence.”

## WORLDWIDE PRESENCE:

Contacts and other locations –[www.sick.com](http://www.sick.com)