



SIG200-0A0512200

SIG200

SENSOR INTEGRATION GATEWAY

SICK
Sensor Intelligence.



Ordering information

Type	Part no.
SIG200-0A0512200	1089796

Other models and accessories → www.sick.com/SIG200



Detailed technical data

Features

Product category	IO-Link Master
Supported products	IO-Link Devices Actuators Binary switching sensors
Further functions	Logic editor is available for easy configuration of logic functions, webserver available, USB connection for easy configuration of the SIG200 Sensor Integration Gateway with SOPAS ET, the engineering tool from SICK, REST API available

Mechanics/electronics

Connections	IO-Link	4 x M12, 5-pin female connector, A-coded
	Power	1 x M12, 4-pin plug, A-coded
	CONFIG	1 x M8, 4-pin female connector, USB 2.0 (USB-A)
	Ethernet	2 x M12, 4-pin female connector, D-coded
Supply voltage		10 V DC ... 30 V DC ¹⁾
Current consumption	Power Port	≤ 175 mA (At supply voltage 24 V DC) ²⁾ ≤ 3,000 mA ³⁾
Input/output characteristics	S1-S4 pin 1 voltage supply	≤ 500 mA
	S1-S4 pin 4 output current	≤ 200 mA ⁴⁾

¹⁾ 10 - 30 V DC without IO-Link, 18 - 30 V DC with IO-Link.

²⁾ Without sensors, outputs switched off.

³⁾ The sum of all outputs, including the digital outputs, must not exceed the maximum current consumption of the device. The current consumption must be limited.

⁴⁾ Pin 4 configured as digital output. The maximum output current does not depend on the voltage supply at pin 1 of S1-S4.

Power Port pin 4 output voltage HIGH	$V_H \geq V_{US} - 3\text{ V}$
S1-S4 pin 2 input voltage	Type 3 IEC 61131-2
S1-S4 pin 4 input voltage	Type 1 IEC 61131-2
Enclosure rating	IP67
Protection class	III
Electrical safety	EN 60950-1 (2011-01)
Housing material	Zinc
Housing color	Black
Weight	520 g
Dimensions (L x W x H)	213.9 mm x 57 mm x 38.3 mm
UL File No.	E497722

¹⁾ 10 - 30 V DC without IO-Link, 18 - 30 V DC with IO-Link.

²⁾ Without sensors, outputs switched off.

³⁾ The sum of all outputs, including the digital outputs, must not exceed the maximum current consumption of the device. The current consumption must be limited.

⁴⁾ Pin 4 configured as digital output. The maximum output current does not depend on the voltage supply at pin 1 of S1-S4.

Interfaces

Communication interface	IO-Link, USB, Ethernet, EtherNet/IP™, REST API
Logic editor	✓
Web server	✓
IO-Link Master	
Function	The SIG200 Sensor Integration Gateway is an IO-Link master with 4 configurable ports through which the IO-Link devices or standard inputs or standard outputs can be connected to a PLC or cloud application using the REST API.
IO-Link version	V1.1
Port Class	A
Number of IO-Link Ports	4
Transmission type	COM1, COM2, COM3
Operator interfaces	SOPAS ET, the engineering tool for configuration via USB, Additionally, the SIG200 can be configured via the integrated webserver. Default IP address: 192.168.0.1
MAC address	See product label
Number of inputs	max. 8x PNP, type 1 or 4x IO-Link
Number of outputs	Max. 4 x PNP
Max. Output frequency	50 Hz
Inputs/outputs	
S1-S4	4 configured inputs, pin 4 can be used in one of the available port modes: IO-Link, digital input or digital output to enable transmission of several signals to a user-defined application using the REST API. Another digital input signal can be connected using pin 2.
LINK/ACT 1 & 2	Two Ethernet ports are provided for the network connection
CONFIG	Port for configuration via USB with SOPAS ET (SOPAS ET can be downloaded for free from www.sick.com)
Optical indicators	Activity displays (two for each port S1–S4 for the display of Pin4 (IO-Link/ DI/DO1) and Pin2 (DI2)) 1 green LED
Initialization time after switch on	70s (plus additional time for IODD installation)
Scope of delivery	SIG200-0A0512200, 4x blind plugs (M12) on port S2, S3, S4, P2, 1x blind plug (M8) on port CONFIG, 20 port labels, quickstart

Ambient data

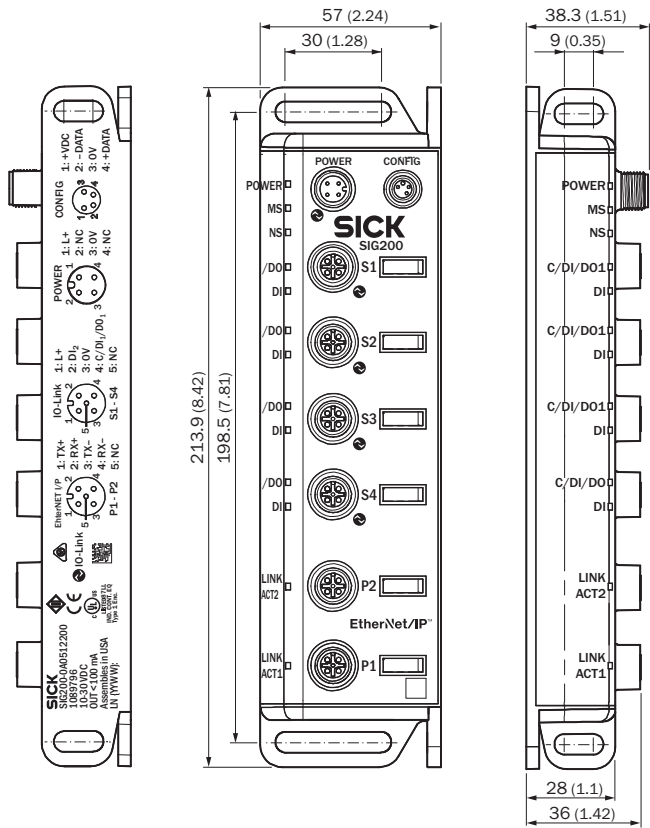
Electromagnetic compatibility (EMC)	EN 61000-6-2:2005-08 EN 61000-6-3 (2007-01)
Shock load	EN 60068-2-6
Ambient operating temperature	-40 °C ... +55 °C ¹⁾
Ambient storage temperature	-40 °C ... +75 °C ¹⁾

¹⁾ Permissible relative air humidity: 0 % ... 90 % (non-condensing).

Classifications

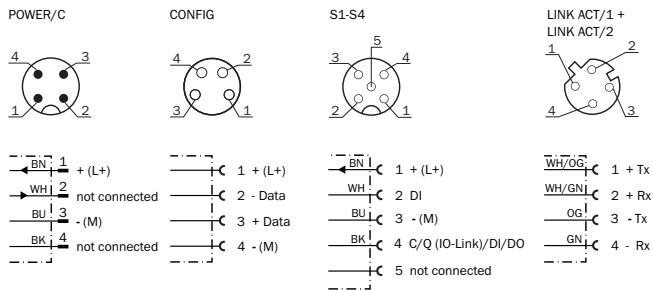
ECl@ss 5.0	27242208
ECl@ss 5.1.4	27242608
ECl@ss 6.0	27242608
ECl@ss 6.2	27242608
ECl@ss 7.0	27242608
ECl@ss 8.0	27242608
ECl@ss 8.1	27242608
ECl@ss 9.0	27242608
ECl@ss 10.0	27242608
ECl@ss 11.0	27242608
ETIM 5.0	EC001604
ETIM 6.0	EC001604
ETIM 7.0	EC001604
UNSPSC 16.0901	32151705

Dimensional drawing (Dimensions in mm (inch))

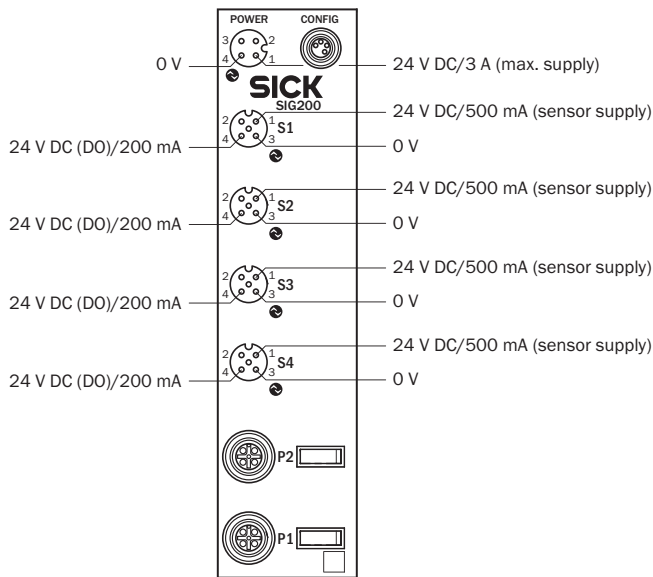


Connection diagram

Cd-430

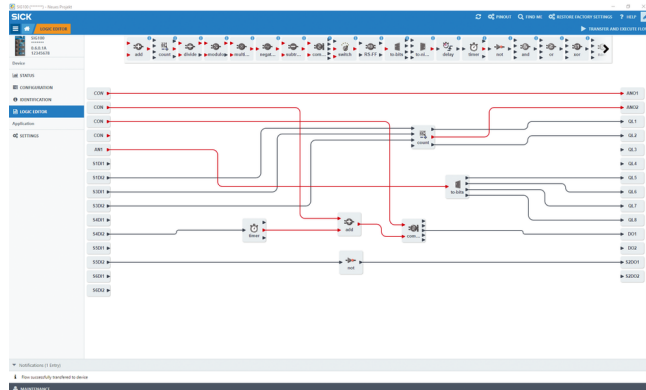


PIN assignment









Adjustment possible

Logic editor



Recommended accessories

Other models and accessories → www.sick.com/SIG200

	Brief description	Type	Part no.
Sensor Integration Gateway			
	<ul style="list-style-type: none"> • Further functions: USB connection for easy configuration of the SIG100 Sensor Integration Gateway with SOPAS ET, the engineering tool from SICK, logic editor is available for easy configuration of logic functions • I/O connection: 6 x M12, 5-pin female connector, A-coded • Connection CONFIG: 1 x M8, 4-pin female connector, USB 2.0 (USB-A) • Logic editor: yes • Communication interface: USB, IO-Link • Product category: IO-Link Hub 	SIG100-0A0111100	1089792
	<ul style="list-style-type: none"> • Description: FieldEcho was made to allow for parameterization and monitoring of all IO-Link devices in a plant throughout the whole live cycle regardless of adopted PLC system, fieldbus or IO-Link master. • Supported PLC: S7 300/400, S7 1200/1500, RockwellAutomation, Mitsubishi Q Series, TwinCAT 2.x, TwinCAT 3.x 	FieldEcho®	1612993
	24 V DC power supply unit, 5-pin, M12, for TriSpector in combination with connecting cable 2079766	Power supply unit	2079609
Plug connectors and cables			
	Head A: female connector, M12, 4-pin, straight, A-coded Head B: male connector, M12, 4-pin, straight, A-coded Cable: Sensor/actuator cable, PUR, halogen-free, unshielded, 1 m	YF2A14-010UB3M2A14	2095997
	Head A: male connector, M12, 4-pin, straight, D-coded Head B: male connector, RJ45, 8-pin, straight Cable: Ethernet, twisted pair, PUR, halogen-free, shielded, 2 m	YM2D24-020EA1MRJA4	6034414
	Head A: male connector, M8, 4-pin, straight Head B: male connector, USB-A, 4-pin, straight Cable: USB 2.0, PVC, shielded, 1.5 m	YM8U24-015VG3MUSA	6051163

SICK AT A GLANCE

SICK is one of the leading manufacturers of intelligent sensors and sensor solutions for industrial applications. A unique range of products and services creates the perfect basis for controlling processes securely and efficiently, protecting individuals from accidents and preventing damage to the environment.

We have extensive experience in a wide range of industries and understand their processes and requirements. With intelligent sensors, we can deliver exactly what our customers need. In application centers in Europe, Asia and North America, system solutions are tested and optimized in accordance with customer specifications. All this makes us a reliable supplier and development partner.

Comprehensive services complete our offering: SICK LifeTime Services provide support throughout the machine life cycle and ensure safety and productivity.

For us, that is “Sensor Intelligence.”

WORLDWIDE PRESENCE:

Contacts and other locations –www.sick.com