



# ACM36-L1K0-K01

ACS/ACM36

**ABSOLUTE ENCODERS**

**SICK**  
Sensor Intelligence.



Illustration may differ

### Ordering information

Type	Part no.
ACM36-L1K0-K01	6039752

Other models and accessories → [www.sick.com/ACS\\_ACM36](http://www.sick.com/ACS_ACM36)



### Detailed technical data

#### Performance

<b>Number of steps per revolution (max. resolution)</b>	3,723
<b>Number of revolutions</b>	16
<b>Max. resolution (number of steps per revolution x number of revolutions)</b>	3,723 X 16
<b>Resolution per measuring step</b>	≥ 2.7 mV <sup>1)</sup>
<b>Resolution</b>	0.09° ... 1.55° <sup>1)</sup>
<b>Measurement range</b>	0° ... 5,760°, programmable
<b>Minimum measuring range</b>	≥ 336°
<b>Accuracy</b>	± 0.2 % based on the programmed angle <sup>1)</sup>

<sup>1)</sup> See measuring step diagram/calculation formula for details.

#### Interfaces

<b>Communication interface</b>	Analog
<b>Communication Interface detail</b>	Voltage / 0...10 V
<b>Code sequence parameter adjustable</b>	CW (clockwise) <sup>1)</sup>
<b>Load resistance</b>	≥ 10 kΩ

<sup>1)</sup> Default clockwise - CCW possible via Keyboard programming.

#### Electrical data

<b>Connection type</b>	Cable, radial, 1.5 m
<b>Supply voltage</b>	19 ... 33 V DC
<b>Power consumption</b>	< 80 mA
<b>Reverse polarity protection</b>	✓
<b>MTTFd: mean time to dangerous failure</b>	850 years (EN ISO 13849-1) <sup>1)</sup>
<b>Electrical wiring</b>	3-wire

<sup>1)</sup> This product is a standard product and does not constitute a safety component as defined in the Machinery Directive. Calculation based on nominal load of components, average ambient temperature 40°C, frequency of use 8760 h/a. All electronic failures are considered hazardous. For more information, see document no. 8015532.

#### Mechanical data

<b>Mechanical design</b>	Solid shaft, Servo flange
<b>Shaft diameter</b>	6 mm

<b>Shaft length</b>	12.4 mm
<b>Weight</b>	0.1 kg
<b>Shaft material</b>	Stainless steel 1,4305
<b>Flange material</b>	AlMgSi
<b>Housing material</b>	AlMgSi
<b>Material, cable</b>	PVC
<b>Start up torque</b>	0.5 Ncm (+20 °C)
<b>Operating torque</b>	0.2 Ncm (+20 °C)
<b>Permissible Load capacity of shaft</b>	40 N / radial 20 N / axial
<b>Operating speed</b>	≤ 10,000 min <sup>-1</sup>
<b>Moment of inertia of the rotor</b>	10 gcm <sup>2</sup>
<b>Bearing lifetime</b>	1 x 10 <sup>6</sup> revolutions
<b>Angular acceleration</b>	≤ 500,000 rad/s <sup>2</sup>

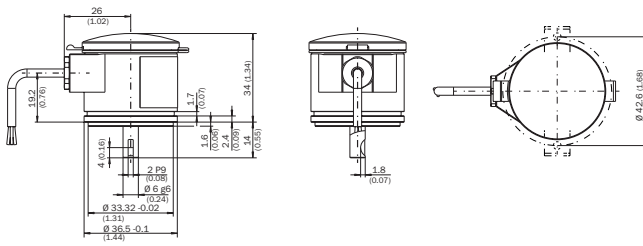
#### Ambient data

<b>EMC</b>	According to EN 61000-6-2 and EN 61000-6-4
<b>Enclosure rating</b>	IP65
<b>Permissible relative humidity</b>	90 % (Condensation not permitted)
<b>Operating temperature range</b>	-30 °C ... +80 °C
<b>Storage temperature range</b>	-40 °C ... +100 °C, without package
<b>Resistance to shocks</b>	25 g, 11 ms (EN 60068-2-27)
<b>Resistance to vibration</b>	4 g, 5 Hz ... 100 Hz (EN 60068-2-6)

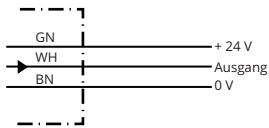
#### Classifications

<b>ECl@ss 5.0</b>	27270502
<b>ECl@ss 5.1.4</b>	27270502
<b>ECl@ss 6.0</b>	27270590
<b>ECl@ss 6.2</b>	27270590
<b>ECl@ss 7.0</b>	27270502
<b>ECl@ss 8.0</b>	27270502
<b>ECl@ss 8.1</b>	27270502
<b>ECl@ss 9.0</b>	27270502
<b>ECl@ss 10.0</b>	27270502
<b>ECl@ss 11.0</b>	27270502
<b>ETIM 5.0</b>	EC001486
<b>ETIM 6.0</b>	EC001486
<b>ETIM 7.0</b>	EC001486
<b>ETIM 8.0</b>	EC001486
<b>UNSPSC 16.0901</b>	41112113

**Dimensional drawing** (Dimensions in mm (inch))

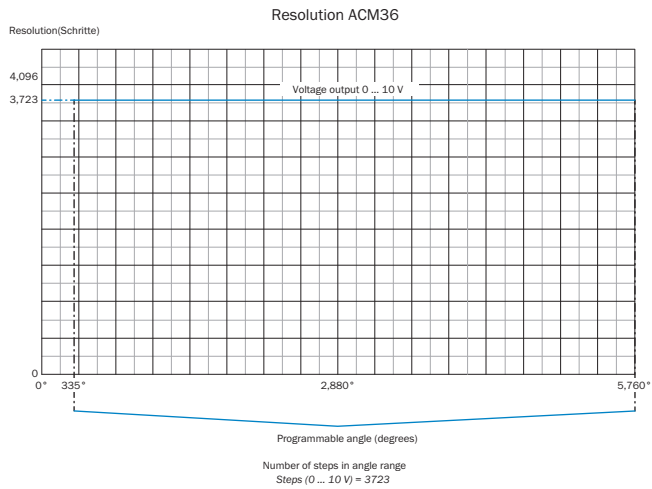


**PIN assignment**



**Resolution diagram**

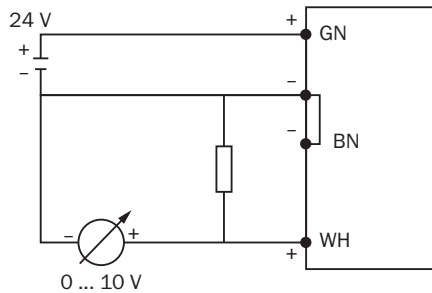
Multiturn, voltage output



Configured range (α) must be at least 10°

**Electrical wiring**











Voltage output



For an accurate measurement, the internal resistance of the measuring device must be equal to 10 kOhm.

### Recommended accessories

Other models and accessories → [www.sick.com/ACS\\_ACM36](http://www.sick.com/ACS_ACM36)

	Brief description	Type	Part no.
<b>Other mounting accessories</b>			
	Servo clamps, small, for servo flange (clamping claws, mounting eccentric), 3 pcs, without mounting hardware, without mounting hardware	BEF-WK-RESOL	2039082
<b>Plug connectors and cables</b>			
	Head A: female connector, M12, 5-pin, straight Cable: unshielded	DOS-1205-G	6009719
	Head A: male connector, M12, 5-pin, straight Cable: unshielded For field bus technology	STE-1205-G	6022083
<b>Shaft adaptation</b>			
	Bellows coupling, shaft diameter 6 mm / 6 mm, maximum shaft offset: radial ± 0.25 mm, axial ± 0.4 mm, angular +/- 4°; max. speed 10,000 rpm, -30 °C to +120 °C, max. torque 80 Ncm; material: stainless steel bellows, aluminum hub	KUP-0606-B	5312981
	Double-loop coupling, shaft diameter 6 mm / 6 mm, maximum shaft offset: radial ± 2.5 mm, axial ± 3 mm, angular ± 10°; max. speed 3,000 rpm, -30 °C to +80 °C, max. torque 1.5 Nm; material: polyurethane, galvanized steel flange	KUP-0606-D	5340152
	Cross-slotted coupling, shaft diameter 6 mm / 6 mm, maximum shaft offset: radial ± 0.3 mm, axial ± 0.2 mm, angle ± 3°; max. speed 10,000 rpm, -10° to +80 °C, max. torque 80 Ncm; material: fiber-glass reinforced polyamide, aluminum hub	KUP-0606-S	2056406
	Bar coupling, shaft diameter 6 mm / 8 mm, maximum shaft offset radial ± 0.3 mm, axial ± 0.2 mm, angle ± 3°, max. speed 10,000 rpm, torsion spring rigidity 38 Nm/wheel; material: fiber-glass reinforced polyamide, aluminum hub	KUP-0608-S	5314179
	Bellows coupling, shaft diameter 6 mm / 10 mm, maximum shaft offset: radial ± 0.25 mm, axial ± 0.4 mm, angular +/- 4°; max. speed 10,000 rpm, -30 °C to +120 °C, max. torque 80 Ncm; material: stainless steel bellows, aluminum hub	KUP-0610-B	5312982
	Double loop coupling, shaft diameter 6 mm / 10 mm, max. shaft offset: radially +/- 2,5 mm, axially +/- 3 mm, angle +/- 10 degrees; max. speed 3.000 rpm, -30 to +80 degrees Celsius, torsional spring stiffness of 25 Nm/rad	KUP-0610-D	5326697
	Spring washer coupling, shaft diameter 6 mm / 10 mm, Maximum shaft offset: radial +/- 0.3 mm, axial +/- 0.4 mm, angular +/- 2.5°; max. speed 12,000 rpm, -10° to +80 °C, max. torque 60 Ncm; material: aluminum flange, glass fiber-reinforced polyamide membrane and hardened steel coupling pin	KUP-0610-F	5312985
	Bar coupling, shaft diameter 6 mm / 10 mm, max. shaft offset: radial ± 0,3 mm, axial ± 0,3 mm, angular ± 3°; max. speed 10.000 rpm, -10° to +80 °C, max. torque: 80 Ncm, material: fiber-glass reinforced polyamide, aluminum hub	KUP-0610-S	2056407

## SICK AT A GLANCE

SICK is one of the leading manufacturers of intelligent sensors and sensor solutions for industrial applications. A unique range of products and services creates the perfect basis for controlling processes securely and efficiently, protecting individuals from accidents and preventing damage to the environment.

We have extensive experience in a wide range of industries and understand their processes and requirements. With intelligent sensors, we can deliver exactly what our customers need. In application centers in Europe, Asia and North America, system solutions are tested and optimized in accordance with customer specifications. All this makes us a reliable supplier and development partner.

Comprehensive services complete our offering: SICK LifeTime Services provide support throughout the machine life cycle and ensure safety and productivity.

For us, that is “Sensor Intelligence.”

## WORLDWIDE PRESENCE:

Contacts and other locations –[www.sick.com](http://www.sick.com)