



ER12-SB3C4S01

ER12

SAFETY COMMAND DEVICES

SICK
Sensor Intelligence.



Ordering information

Type	Part no.
ER12-SB3C4S01	6034585

Product consists of UL certified components (ER12-H14 (a) und ER12-A3). See UL certificate number: E363214 and E198242

Other models and accessories → www.sick.com/ER12



Detailed technical data

Features

Number of N/O contacts	1
Reset pushbutton (illuminable)	✓
Actuation directions	1
Suitable for muting applications (with UE403)	✓
Dimensions (W x H x D)	40 mm x 123 mm x 36 mm
Items supplied	Including retaining clip and "RESET" cover

Safety-related parameters

B _{10d} parameter	1 x 10 ⁶ switching cycles
----------------------------	--------------------------------------

Functions

Safe series connection	None, only individual wiring (with diagnostics)
------------------------	---

Interfaces

Connection type	Plug connector, M12, 4-pin
Coupling nut material	PBT

Electrical data

Operating data

Protection class	III (EN 61140)
Switching principle	Slow action switching element
Number of N/O contacts	1
Usage category	DC-13 (EN 60947-5-1)
Rated operating current (voltage)	2 A (24 V DC)
Contact material	AgNi, 5 µm gold plated
Electrical life	
Reset pushbutton	1 x 10 ⁶ switching cycles

Illumination

Supply voltage V_s	30 V AC/DC
Power consumption	14 mA (24 V DC)

Mechanical data

Dimensions	40 mm x 123 mm x 36 mm
Weight	106 g
Housing material	PBT
Mechanical life	
Reset pushbutton	1 x 10 ⁶ switching cycles

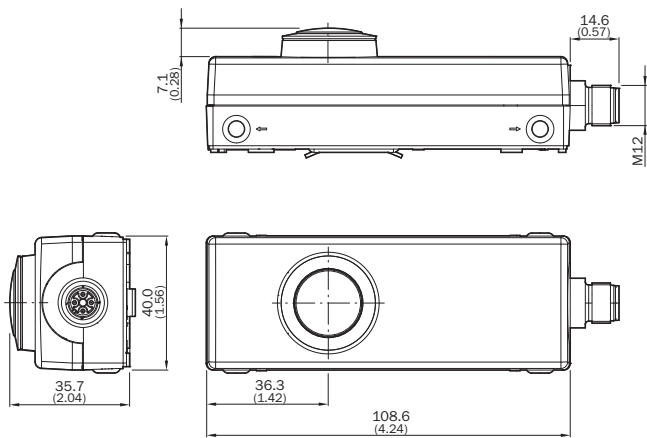
Ambient data

Enclosure rating	IP65 (EN 60529)
Ambient operating temperature	-25 °C ... +70 °C
Storage temperature	-25 °C ... +80 °C

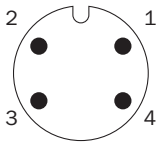
Classifications

eCl@ss 5.0	27379090
eCl@ss 5.1.4	27371246
eCl@ss 6.0	27371246
eCl@ss 6.2	27371246
eCl@ss 7.0	27371246
eCl@ss 8.0	27371246
eCl@ss 8.1	27371246
eCl@ss 9.0	27371246
eCl@ss 10.0	27371246
eCl@ss 11.0	27371246
eCl@ss 12.0	27371246
ETIM 5.0	EC000029
ETIM 6.0	EC000029
ETIM 7.0	EC000029
ETIM 8.0	EC000029
UNSPSC 16.0901	39122216

Dimensional drawing (Dimensions in mm (inch))

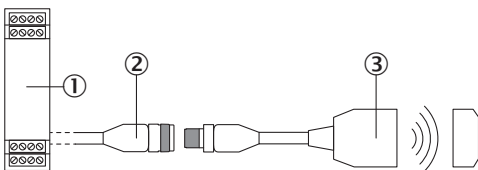


Pin assignment



1	N/O contact
4	
2	LED+
3	LED-

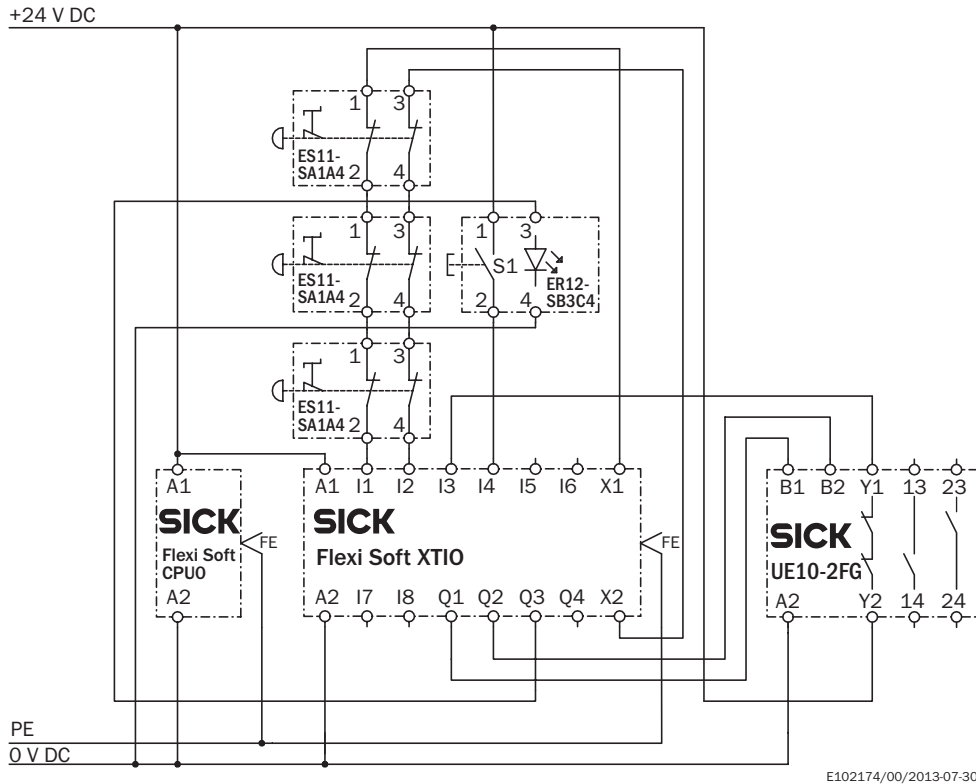
Connection single sensor



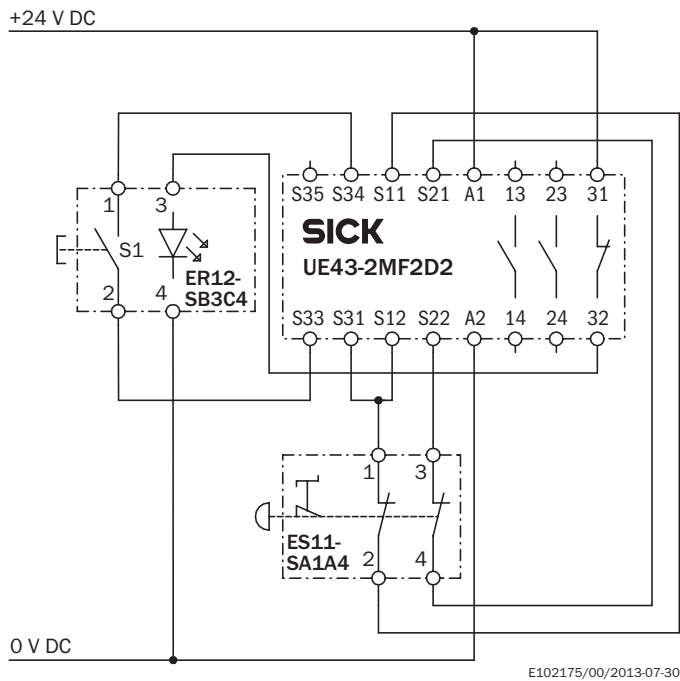
- ① Safe evaluation unit
- ② Connecting cable with M12 female connector, 4-pin and flying leads (e.g. YF2A14-xxxVB3XLEAX)
- ③ ER12-SB3C4 reset pushbutton

Connection diagram

ER12 reset pushbutton and series connection of three ES11 emergency stop pushbutton to a Flexi Soft safety controller



ER12 reset pushbutton and ES11 emergency stop pushbutton to UE43 safety relay



Recommended accessories

Other models and accessories → www.sick.com/ER12

	Brief description	Type	Part no.
Plug connectors and cables			
	Head A: female connector, M12, 4-pin, straight, A-coded Head B: Flying leads Cable: Sensor/actuator cable, PVC, unshielded, 5 m	YF2A14-050VB3XLEAX	2096235
	Head A: female connector, M12, 4-pin, straight, A-coded Head B: Flying leads Cable: Sensor/actuator cable, PVC, unshielded, 10 m	YF2A14-100VB3XLEAX	2096236
	Head A: female connector, M12, 4-pin, straight, A-coded Head B: Flying leads Cable: Sensor/actuator cable, PVC, unshielded, 15 m	YF2A14-150VB3XLEAX	2096237
	Head A: female connector, M12, 4-pin, straight, A-coded Head B: Flying leads Cable: Sensor/actuator cable, PVC, unshielded, 20 m	YF2A14-200VB3XLEAX	2096238
	Head A: female connector, M12, 4-pin, straight, A-coded Head B: male connector, M12, 4-pin, straight, A-coded Cable: Sensor/actuator cable, PVC, unshielded, 2 m	YF2A14-020VB3M2A14	2096599
	Head A: female connector, M12, 4-pin, straight, A-coded Head B: male connector, M12, 4-pin, straight, A-coded Cable: Sensor/actuator cable, PVC, unshielded, 5 m	YF2A14-050VB3M2A14	2096600
	Head A: female connector, M12, 4-pin, straight, A-coded Head B: male connector, M12, 4-pin, straight, A-coded Cable: Sensor/actuator cable, PVC, unshielded, 10 m	YF2A14-100VB3M2A14	2096601

SICK AT A GLANCE

SICK is one of the leading manufacturers of intelligent sensors and sensor solutions for industrial applications. A unique range of products and services creates the perfect basis for controlling processes securely and efficiently, protecting individuals from accidents and preventing damage to the environment.

We have extensive experience in a wide range of industries and understand their processes and requirements. With intelligent sensors, we can deliver exactly what our customers need. In application centers in Europe, Asia and North America, system solutions are tested and optimized in accordance with customer specifications. All this makes us a reliable supplier and development partner.

Comprehensive services complete our offering: SICK LifeTime Services provide support throughout the machine life cycle and ensure safety and productivity.

For us, that is “Sensor Intelligence.”

WORLDWIDE PRESENCE:

Contacts and other locations –www.sick.com