



T4000-1RCA02

T4000 Multi

NON-CONTACT SAFETY SWITCHES

SICK
Sensor Intelligence.



Ordering information

Type	Part no.
T4000-1RCA02	6029946

Other models and accessories → www.sick.com/T4000_Multi



Detailed technical data

Features

System part	Evaluation unit
--------------------	-----------------

Safety-related parameters

Category	Category 4 (EN ISO 13849)
Performance level	PL e (EN ISO 13849)
PFH_D (mean probability of a dangerous failure per hour)	15 × 10 ⁻⁹ ¹⁾ 9.6 × 10 ⁻⁸ ²⁾
T_M (mission time)	20 years (EN ISO 13849) ¹⁾ 2 years (EN ISO 13849) ²⁾
Type	Type 4 (EN ISO 14119)
Actuator coding level	High coding level (EN ISO 14119)
Classification in compliance with IEC/EN 60947-5-3	PDF-M

¹⁾ With < 23.000 switching cycles p.a.

²⁾ With < 180.000 switching cycles p.a.

Functions

Safe series connection	None, only individual wiring (with diagnostics)
-------------------------------	---

Interfaces

Number of non-contact safety switches	1 ... 2
Power indication	✓
Out indication	✓
Error indication	✓
Status display	✓

Electrical data

Protection class	III (EN 50178)
Contamination rating	2

¹⁾ When the operating voltage is switched on, the relay outputs are electrically isolated during the initialisation period, and the door alarm contact set to LOW .

Classification according to cULus	Class 2
Note on supply voltage U_S	Operation with UL-class 2 power supply only
External fuse	At supply voltage V_S 0.4 A ... 8 A
Switching voltage	60 V DC / 30 V AC
Usage category	AC-12/DC-12, AC-14/DC-13 (EN 60947-5-1)
Rated operating current (voltage)	0.3 A (60 V AC) 50 Hz 6 A (30 V AC) 50 Hz 0.3 A (60 V DC) 6 A (30 V DC) 1.5 A (230 V AC) 50 Hz 1.2 A (24 V DC)
Rated insulation voltage U_i	250 V
Rated impulse withstand voltage U_{imp}	4,000 V AC
Supply voltage V_S	24 V DC (21 V DC ... 27 V DC)
Short-circuit protection	6 A gG
Type of output	Relays
Switching voltage	≥ 1 V DC
Response time	≤ 290 ms
Switch-on time	≤ 10 s ¹⁾
Number of application diagnostic outputs	2 semiconductor, p-switching
Number of safe outputs (N/O)	2

¹⁾ When the operating voltage is switched on, the relay outputs are electrically isolated during the initialisation period, and the door alarm contact set to LOW .

Mechanical data

Design	Rectangular
Dimensions (W x H x D)	45 mm x 114 mm x 99 mm
Weight	250 g
Housing material	Plastic PA6.6
Mechanical life	10×10^6 switching cycles

Ambient data

Enclosure rating	IP20
Ambient operating temperature	0 °C ... +55 °C
Storage temperature	0 °C ... +70 °C

Classifications

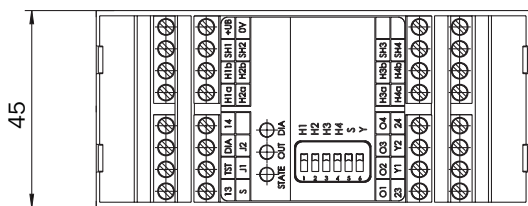
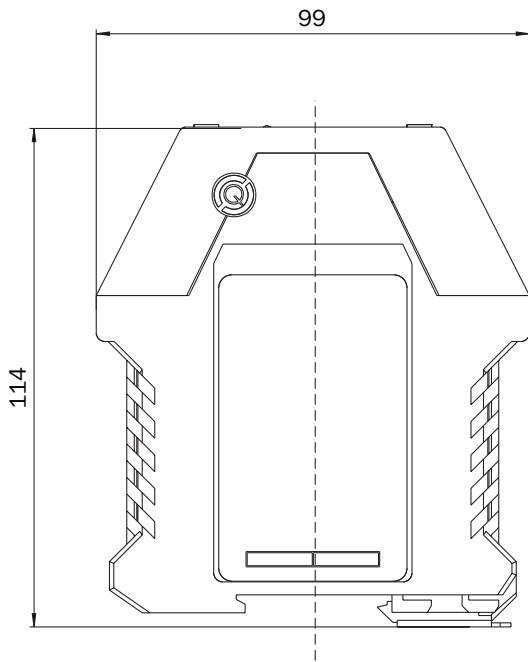
eCl@ss 5.0	27272403
eCl@ss 5.1.4	27272403
eCl@ss 6.0	27272403
eCl@ss 6.2	27272403
eCl@ss 7.0	27272403
eCl@ss 8.0	27272403
eCl@ss 8.1	27272403
eCl@ss 9.0	27272403
eCl@ss 10.0	27272403

T4000-1RCA02 | T4000 Multi

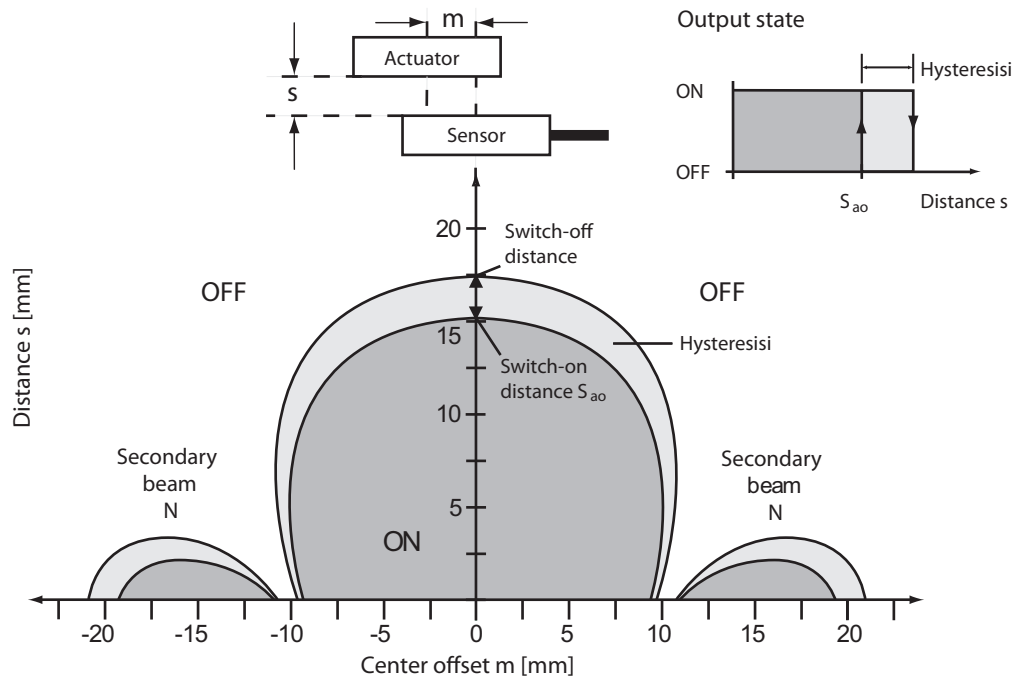
NON-CONTACT SAFETY SWITCHES

eCl@ss 11.0	27272403
eCl@ss 12.0	27274601
ETIM 5.0	EC001829
ETIM 6.0	EC001829
ETIM 7.0	EC001829
ETIM 8.0	EC001829
UNSPSC 16.0901	39122205

Dimensional drawing (Dimensions in mm (inch))



Response range



SICK AT A GLANCE

SICK is one of the leading manufacturers of intelligent sensors and sensor solutions for industrial applications. A unique range of products and services creates the perfect basis for controlling processes securely and efficiently, protecting individuals from accidents and preventing damage to the environment.

We have extensive experience in a wide range of industries and understand their processes and requirements. With intelligent sensors, we can deliver exactly what our customers need. In application centers in Europe, Asia and North America, system solutions are tested and optimized in accordance with customer specifications. All this makes us a reliable supplier and development partner.

Comprehensive services complete our offering: SICK LifeTime Services provide support throughout the machine life cycle and ensure safety and productivity.

For us, that is “Sensor Intelligence.”

WORLDWIDE PRESENCE:

Contacts and other locations –www.sick.com