



WLL80P-1IUIY1DZZZZZ1Z1

WLL80

FIBER-OPTIC SENSORS

SICK
Sensor Intelligence.



Illustration may differ



Ordering information

Type	Part no.
WLL80P-1IUIY1DZZZZ1Z1	6076726

Included in delivery: BEF-WLL180 (1)

Other models and accessories → www.sick.com/WLL80

Detailed technical data

Features

Device type	Fiber-optic sensors
Device type detail	Standalone system
Functional principle detail	Depends on the fiber used
Emitted beam	
Light source	LED
Type of light	Visible red light
Key LED figures	
Normative reference	EN 62471:2008-09 IEC 62471:2006, modified
LED risk group marking	Free group
Wave length	660 nm
Average service life	100,000 h at T _a = +25 °C
Adjustment	
Display + operating buttons	For configuring the sensor parameters
Indication	
LED green	Operating indicator Static on: power on
LED yellow 1	Status of switching output 1 Permanently on: Switching output 1 active Permanently off: Switching output 1 not active Flashing: Executing teach-in/teach-in error
LED yellow 2	Analog output status Permanently on: analog output active Permanently off: analog output not active Flashing: Executing teach-in/teach-in error
Display	For configuring the sensor parameters
Items supplied	BEF-WLL180 mounting bracket
Display	Display

Safety-related parameters

MTTF_D	324.1 years
-------------------------	-------------

DC_{avg}	0%
T_M (mission time)	20 years

Electrical data

Supply voltage U_B	12 V DC ... 24 V DC ¹⁾
Ripple	± 10 %
Current consumption	≤ 52 mA
Protection class	III
Digital output	
Number	1
Type	Push-pull: PNP/NPN ²⁾ PNP NPN: open collector Analog
Signal voltage PNP HIGH/LOW	Approx. U _B -2.5 V / 0 V
Signal voltage NPN HIGH/LOW	Approx. U _B / < 2.5 V
Output current I _{max.}	≤ 50 mA
Circuit protection outputs	Reverse polarity protected Overcurrent protected Short-circuit protected
Response time	≤ 16 μs ≤ 70 μs ≤ 250 μs ≤ 500 μs ≤ 1,000 μs ≤ 2,000 μs ≤ 8,000 μs
Switching frequency	31.2 kHz ³⁾ 7.1 kHz 2 kHz 1 kHz 500 Hz 250 Hz 62.5 Hz
Time functions	On delay Off delay ON and OFF delay Impulse (one shot) Switch-on delay and pulse Deactivated
Delay time	Adjustment via operating buttons, 0 ms ... 30,000 ms
Analog output	
Number	1
Type	4 mA ... 20 mA (≤ 300 Ω) / 0 V ... 10 V (≥ 10 kΩ) / 1 V ... 5 V (≥ 10 kΩ) / switchable
Resolution	12 bit
Digital input	
Number	1
Pin/Wire assignment	

1) Limit values.

2) Selectable via menu.

3) With light/dark ratio 1:1.

Function of pin 4/black (BK)	Analog output Q _A (current/voltage selectable), analog GND
Function of pin 2/white (WH)	Teach-in input
Function of pin 2/white (WH) – detail	The pin 2 function of the sensor can be configured
Pin 5 function/gray (GY)	Switching output, object present → Q1 output HIGH
Pin 5 function/gray (GY) – detail	The pin 5 function of the sensor can be configured

¹⁾ Limit values.

²⁾ Selectable via menu.

³⁾ With light/dark ratio 1:1.

Mechanical data

Housing	Rectangular
Dimensions (W x H x D)	10.5 mm x 33.2 mm x 79.9 mm
Connection	Cable, 5-wire, 2 m
Connection detail	
Deep-freeze property	Do not bend below 0 °C
Conductor size	0.15 mm ²
Cable diameter	Ø 4 mm
Length of cable (L)	2 m
Material	
Housing	Plastic, PC
Cable	Plastic, PVC
Weight	Approx. 76 g

Ambient data

Enclosure rating	IP54 (EN 60529)
Ambient operating temperature	-25 °C ... +55 °C
Ambient temperature, storage	-40 °C ... +70 °C
Typ. Ambient light immunity	Artificial light: ≤ 3,000 lx Sunlight: ≤ 10,000 lx
Shock resistance	50 g, 11 ms (3 positive and 3 negative shocks along X, Y, Z axes, 18 total shocks (EN60068-2-27))
Vibration resistance	10 Hz ... 55 Hz (Amplitude 1 mm, 3 x 30 min (EN60068-2-6))
Air humidity	35 % ... 85 %, Relative humidity (no condensation)
Electromagnetic compatibility (EMC)	EN 60947-5-2

Diagnosis

Quality of run	Yes
-----------------------	-----

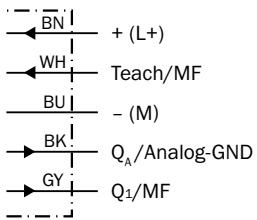
Classifications

eCl@ss 5.0	27270905
eCl@ss 5.1.4	27270905
eCl@ss 6.0	27270905
eCl@ss 6.2	27270905
eCl@ss 7.0	27270905
eCl@ss 8.0	27270905
eCl@ss 8.1	27270905

eCI@ss 9.0	27270905
eCI@ss 10.0	27270905
eCI@ss 11.0	27270905
eCI@ss 12.0	27270905
ETIM 5.0	EC002651
ETIM 6.0	EC002651
ETIM 7.0	EC002651
ETIM 8.0	EC002651
UNSPSC 16.0901	39121528

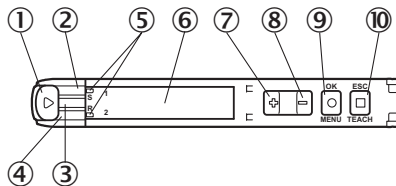
Connection diagram

Cd-538



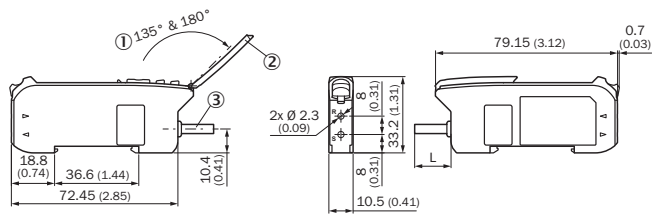
Adjustments

Display and adjustment elements



- ① Fiber optic interlock
- ② LED yellow 1
- ③ LED green
- ④ LED yellow 2
- ⑤ Indicator for correctly inserted fibers
- ⑥ Display
- ⑦ (+) button
- ⑧ (-) button
- ⑨ Menu/OK pushbutton
- ⑩ Teach-in/escape pushbutton

Dimensional drawing (Dimensions in mm (inch))



- ① Aperture angle
- ② Hinged cover for the pushbuttons
- ③ Connection

Recommended accessories

Other models and accessories → www.sick.com/WLL80

Brief description	Type	Part no.
Fibers		
<ul style="list-style-type: none"> • For fiber-optic sensor: GLL170(T), WLL180T, WLL24 Ex, KTL180, WLL80 • Functional principle: Proximity system • Fiber material: Plastic • Jacket material: Plastic • Fiber head material: Stainless steel • Thread diameter (housing): M6 • Fiber length: 2,000 mm 	LL3-DB01	5308074
<ul style="list-style-type: none"> • For fiber-optic sensor: GLL170(T), WLL180T, WLL80 • Functional principle: Proximity system • Fiber material: Plastic • Jacket material: Plastic • Fiber head material: Stainless steel • Thread diameter (housing): M3 • Fiber length: 2,000 mm 	LL3-DT01	5308076

SICK AT A GLANCE

SICK is one of the leading manufacturers of intelligent sensors and sensor solutions for industrial applications. A unique range of products and services creates the perfect basis for controlling processes securely and efficiently, protecting individuals from accidents and preventing damage to the environment.

We have extensive experience in a wide range of industries and understand their processes and requirements. With intelligent sensors, we can deliver exactly what our customers need. In application centers in Europe, Asia and North America, system solutions are tested and optimized in accordance with customer specifications. All this makes us a reliable supplier and development partner.

Comprehensive services complete our offering: SICK LifeTime Services provide support throughout the machine life cycle and ensure safety and productivity.

For us, that is “Sensor Intelligence.”

WORLDWIDE PRESENCE:

Contacts and other locations –www.sick.com